



****GUIDE PRICE £525,000 - £550,000****
Bear Estate Agents are thrilled to present this spacious four bedroom detached family home in the heart of Eastwood, Leigh-on-Sea. Benefitting from a sizeable open plan lounge/diner, a large kitchen/breakfast room, four generous bedrooms, a garage with an electric door and charging point, plus a large rear garden, this property makes the perfect family home.

- Detached Four Bedroom Family Home
- Large Kitchen/Breakfast Room with Integrated Appliances
- Master Bedroom with Ensuite Shower Room
- Three Piece Bathroom and Storage
- Garage with an Electric Door and Car Charging Point
- Entrance Hall to a Sizeable Open Plan Lounge/Diner
- Convenient Ground Floor WC
- Three Further Good-Sized Double Bedrooms
- Off-Street Parking for Two/Three Vehicles and a Large Garden
- Double Glazing and Gas Central Heating

Kendal Way

Leigh-on-Sea

£525,000

Price Guide



Kendal Way



Internally, the property welcomes you with an entrance hall that flows into a bright and sizeable open plan lounge/diner, complete with a charming brick-built fireplace and French doors opening to the rear garden. A large kitchen/breakfast room with integrated appliances provides ample space for family dining, while an inner stairwell offers access to a convenient WC and the first floor. Upstairs, the master bedroom benefits from an ensuite shower room, alongside three further good-sized double bedrooms, a three piece bathroom and useful storage. Externally, the home sits on a generous plot with off-street parking for two/three vehicles, a garage with an electric door and charging point, and a large laid to lawn rear garden with a patio seating area. The property is fully double glazed and benefits from gas central heating throughout.

Kendal Way is a sought-after location within catchment of Edwards Hall Primary School and The Eastwood Academy. It is well-served by excellent bus links providing easy access to London Southend Airport for train connections, the retail park and flights to desirable destinations. Rayleigh High Street and Train Station, Southend City Centre, local parks, amenities and the A127 are all conveniently close by.

Four Bedroom Detached House

Entrance Hall

Lounge/Diner

25'7 x 11'7

Kitchen/Breakfast Room

17'0 x 10'9

WC

Landing

Bedroom One

11'3 x 11'2

Ensuite

Bedroom Two

11'11 x 11'6

Bedroom Three

11'4 x 9'5

Bedroom Four

9'5 x 8'11

Bathroom

Garden

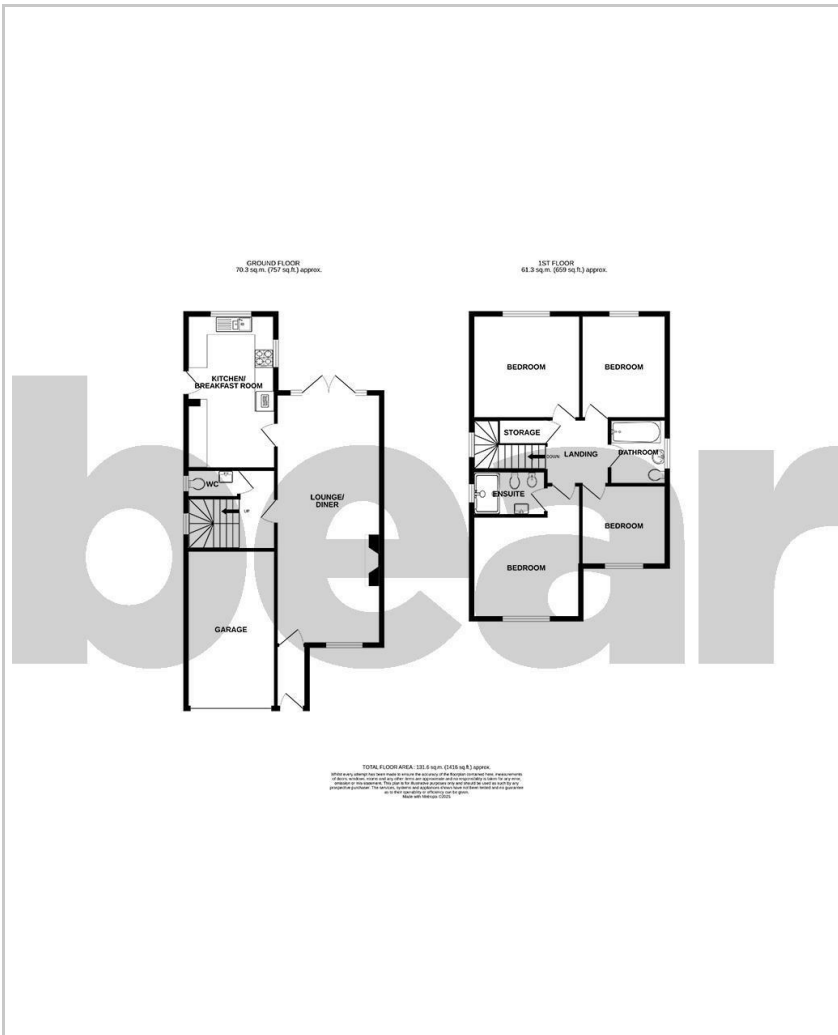
Off-Street Parking

Garage

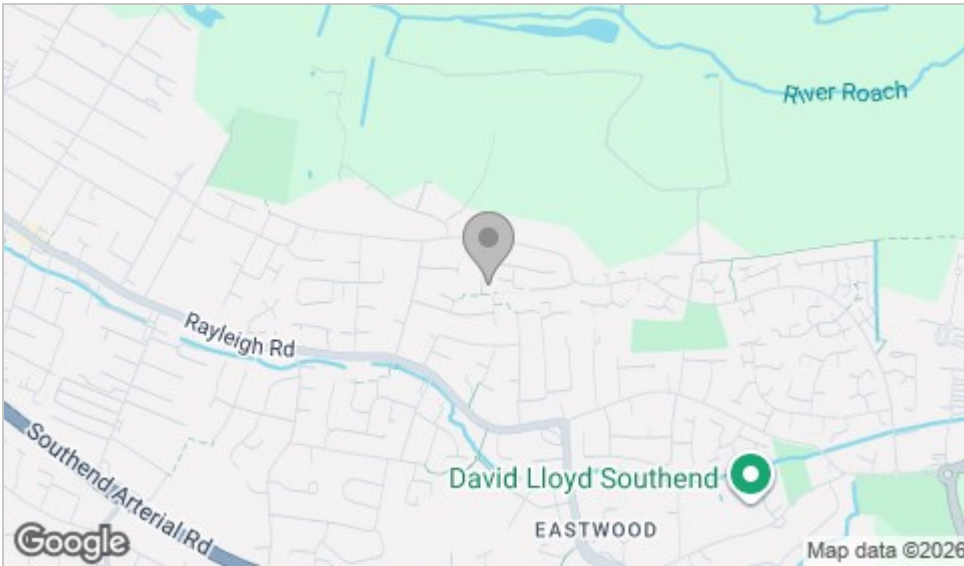
17'4 x 8'2



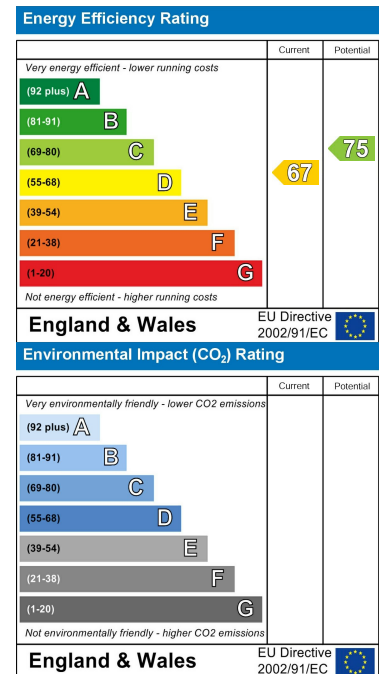
Floor Plan



Area Map



Energy Efficiency Graph



Viewing

Please contact our Southend-on-Sea Office on 01702 811211 if you wish to arrange a viewing appointment for this property or require further information.

These particulars, whilst believed to be accurate are set out as a general outline only for guidance and do not constitute any part of an offer or contract. Intending purchasers should not rely on them as statements of representation of fact, but must satisfy themselves by inspection or otherwise as to their accuracy. No person in this firm's employment has the authority to make or give any representation or warranty in respect of the property.

204 Woodgrange Drive, Southend-on-Sea, Essex, SS1 2SJ

Office: 01702 811211 info@bearestateagents.co.uk <https://www.bearestateagents.co.uk>